

2015 to 2016

**G R Patil College of Arts, Science and Commerce, Sonarpada,
Dombivli (E)
Student Satisfaction Survey**

Guidelines for Students

NAAC (National Assessment and Accreditation Council) is conducting a Student Satisfaction Survey regarding Teaching – Learning and Evaluation, which will help to assess the quality status of the institution. The identification of the respondent will not be revealed.

- A student will have to respond to all the questions given in the following format after careful thought and sincere effort.
- Each question has five responses, choose the most appropriate one.
- The response to the qualitative question no. 23, is student's opportunity to give suggestions for improvements. (The responses are to be restricted only to teaching learning and evaluation process).
- It may be noted that the total time required for filling up this questionnaire may be less than 20 minutes.

Personal Information:-

A) Please confirm this is the first and only time you are participating in this survey -

a) Yes ☒ b) No ☐

B) Age:-

C) University Name:-

D) Gender:- a) Male ☒ b) Female ☐ c) Transgender ☐

E) What degree program are you pursuing now?

a) Bachelor's ☒ b) Master's ☐

F) What program are you currently pursuing?

a) Arts ☐ b) Science ☒ c) Commerce ☐ d) Professional ☒

Online Student Satisfaction Survey on Teaching Learning and Evaluation

Following are the questions:

1. How much of the curricula and syllabi are covered in the Discipline in which you are studying?
4 – 90 to 100%
☒ 3 – 75 to 89%
2 – 55 to 74%
1 – 30 to 54%
0 – Below 30%
2. What categories of teachers are involved in the theory and practical classes in your discipline?
☒ 4 – Professors, Associated Professors, Assistant Professors and Others (Lecturers, Tutors, Demonstrators and Residents)
3 – Associated Professors, Assistant Professors and others
2 – Assistant Professors and others
1 – Others
0 – None of the above
3. What percentage of teachers is effectively communicating domain knowledge, IT skills and Soft Skills in the Teaching Learning Process?
4 – 90 to 100%
☒ 3 – 75 to 89%
2 – 55 to 74%
1 – 30 to 54%
0 – Below 30%
4. Do the teachers build-up in you the expected curricular competencies, program outcomes and course outcomes?
4 – 90 to 100%
☒ 3 – 75 to 89%
2 – 55 to 74%
1 – 30 to 54%
0 – Below 30%
5. Does your mentor do necessary follow up of the tasks assigned to you?
4 – Every time
☒ 3 – Usually
2 – Occasionally
1 – Rarely
0 – I don't have a mentor

To what extent the mentoring process in your institution is beneficial to you for cognitive, social and emotional growth?

- 4 – Highly Beneficial
- 3 – Beneficial
- ☒ 2 – Satisfactory
- 1 – Marginally
- 0 – Not at all

7. To what extent practical facilities related to your discipline have been made available to you?

- 4 – 90 to 100%
- 3 – 75 to 89%
- ☒ 2 – 55 to 74%
- 1 – 30 to 54%
- 0 – Below 30%

8. What percentage of teachers use ICT-enabled methods like multimedia, web-based learning and national e-resources while teaching?

- 4 – 90 to 100%
- 3 – 75 to 89%
- ☒ 2 – 55 to 74%
- 1 – 30 to 54%
- 0 – Below 30%

9. What is the extent of opportunities given to you for outdoor learning like internship, student exchanges, field visits and projects?

- 4 – All of the above
- 3 – Three of the above
- ☒ 2 – Two of the above
- 1 – One of the above
- 0 – None of the above

10. Does the institution provide the opportunities for experiential learning, like problem-based learning, case-based learning, evidence-based learning, competency building, seminars, group discussions, to enhance knowledge and skills in your discipline?

- 4 – All of the above
- ☒ 3 – Any four of the above
- 2 – Any three of the above
- 1 – Any two of the above
- 0 – Any one of the above

11. What is the level of opportunities provided by your institution to develop employability entrepreneurship skills to prepare you for your career?

- 4 – High Level
- 3 – Appreciable Level
- 2 – Satisfactory Level
- 1 – Marginal Level
- 0 – No opportunity

12. What is the level of value-added courses / training given by your institution in the area of professional ethics and values, community service, preventive health care and rural health care?

- 4 – High Level
- 3 – Appreciable Level
- 2 – Satisfactory Level
- 1 – Marginal Level
- 0 – No opportunity given

13. What level of monitoring and evaluation is available in your institution for assessing the effectiveness and interactivity of the classroom/learning sessions?

- 4 – High Level
- 3 – Appreciable Level
- 2 – Satisfactory Level
- 1 – Marginal Level
- 0 – No opportunity given

14. To what extent the institutional ambience and class room teaching has improved your creative thinking and analytical skills?

- 4 – High Level
- 3 – Appreciable Level
- 2 – Satisfactory Level
- 1 – Marginal Level
- 0 – No opportunity given

15. How frequently your performance in academic assignments are discussed and reviewed with you by the teachers?

- 4 – Regularly
- 3 – Often
- 2 – Sometimes
- 1 – Rarely
- 0 – Never

16. What is your assessment about the fairness of the internal evaluation process by the teachers?

- 4 – Always fair
- ☒ 3 – More often fair
- 2 – Sometimes fair
- 1 – Usually unfair
- 0 – Always unfair

17. What is the average time taken by the institution for declaration of examination results?

- 4 – Within 15 days
- ☒ 3 – 16 days to 30 days
- 2 – 31 days to 45 days
- 1 – 46 days to 60 days
- 0 – Beyond 60 days

18. What are the mechanisms (issue of photocopy of answer sheet, re-totalling, re-evaluation and provision of grace marks) available in your institution for redressal of grievances with reference to examinations?

- 4 – All the above mechanisms
- ☒ 3 – Any three of them
- 2 – Any two of them
- 1 – Only one of them
- 0 – None

19. How do you rate the procedures involved in the pre examination, examination and post examination processes of the evaluation system adopted by your institution?

- 4 – Excellent
- 3 – Very Good
- ☒ 2 – Good
- 1 – Average
- 0 – Poor

20. Do your teachers enable you to identify your strengths and weaknesses and help you to develop your strengths and overcome your weaknesses by providing timely counseling and care?

- 4 – Every time
- ☒ 3 – Usually
- 2 – Occasionally
- 1 – Rarely
- 0 – Never

21. If you were to award rating of your institution in terms of "stars" in relation to quality of teaching learning and evaluation, what would be your rating?

4 - *****

3 - ****

2 - ***

1 - **

0 - *

22. Give three suggestions to improve the overall teaching, learning and evaluation process in your institution.

a) make a lecture interactive

b)

c)



Date: ----- 19/3/16

Student Satisfaction Survey

Guidelines for Students

NAAC (National Assessment and Accreditation Council) is conducting a Student Satisfaction Survey regarding Teaching – Learning and Evaluation, which will help to assess the quality status of the institution. The identification of the respondent will not be revealed.

- A student will have to respond to all the questions given in the following format after careful thought and sincere effort.
- Each question has five responses, choose the most appropriate one.
- The response to the qualitative question no. 23, is student's opportunity to give suggestions for improvements. (The responses are to be restricted only to teaching learning and evaluation process).
- It may be noted that the total time required for filling up this questionnaire may be less than 20 minutes.

Personal Information:-

A) Please confirm this is the first and only time you are participating in this survey -

a) Yes ☒ b) No ☐

B) Age:-

C) University Name:-

D) Gender:- a) Male ☐ b) Female ☒ c) Transgender ☐

E) What degree program are you pursuing now?

a) Bachelor's ☒

b) Master's ☐

F) What program are you currently pursuing?

a) Arts ☐

b) Science ☒

c) Commerce ☐

d) Professional ☒

Online Student Satisfaction Survey on Teaching Learning and Evaluation Process

Following are the questions:

1. How much of the curricula and syllabi are covered in the Discipline in which you are studying?
4 – 90 to 100%
3 – 75 to 89%
☒ 2 – 55 to 74%
1 – 30 to 54%
0 – Below 30%
2. What categories of teachers are involved in the theory and practical classes in your discipline?
4 – Professors, Associated Professors, Assistant Professors and Others (Lecturers, Tutors, Demonstrators and Residents)
☒ 3 – Associated Professors, Assistant Professors and others
2 – Assistant Professors and others
1 – Others
0 – None of the above
3. What percentage of teachers is effectively communicating domain knowledge, IT skills and Soft Skills in the Teaching Learning Process?
4 – 90 to 100%
☒ 3 – 75 to 89%
2 – 55 to 74%
1 – 30 to 54%
0 – Below 30%
4. Do the teachers build-up in you the expected curricular competencies, program outcomes and course outcomes?
4 – 90 to 100%
☒ 3 – 75 to 89%
2 – 55 to 74%
1 – 30 to 54%
0 – Below 30%
5. Does your mentor do necessary follow up of the tasks assigned to you?
☒ 4 – Every time
3 – Usually
2 – Occasionally
1 – Rarely
0 – I don't have a mentor

6. To what extent the mentoring process in your institution is beneficial to you for cognitive, social and emotional growth?
 - ☒ 4 – Highly Beneficial
 - ☐ 3 – Beneficial
 - ☐ 2 – Satisfactory
 - ☐ 1 – Marginally
 - ☐ 0 – Not at all

7. To what extent practical facilities related to your discipline have been made available to you?
 - ☐ 4 – 90 to 100%
 - ☒ 3 – 75 to 89%
 - ☐ 2 – 55 to 74%
 - ☐ 1 – 30 to 54%
 - ☐ 0 – Below 30%

8. What percentage of teachers use ICT-enabled methods like multimedia, web-based learning and national e-resources while teaching?
 - ☐ 4 – 90 to 100%
 - ☒ 3 – 75 to 89%
 - ☐ 2 – 55 to 74%
 - ☐ 1 – 30 to 54%
 - ☐ 0 – Below 30%

9. What is the extent of opportunities given to you for outdoor learning like internship, student exchanges, field visits and projects?
 - ☒ 4 – All of the above
 - ☐ 3 – Three of the above
 - ☐ 2 – Two of the above
 - ☐ 1 – One of the above
 - ☐ 0 – None of the above

10. Does the institution provide the opportunities for experiential learning, like problem-based learning, case-based learning, evidence-based learning, competency building, seminars, group discussions, to enhance knowledge and skills in your discipline?
 - ☐ 4 – All of the above
 - ☐ 3 – Any four of the above
 - ☒ 2 – Any three of the above
 - ☐ 1 – Any two of the above
 - ☐ 0 – Any one of the above

11. What is the level of opportunities provided by your institution to develop employability and entrepreneurship skills to prepare you for your career?

- 4 – High Level
- ☒ 3 – Appreciable Level
- 2 – Satisfactory Level
- 1 – Marginal Level
- 0 – No opportunity

12. What is the level of value-added courses / training given by your institution in the area of professional ethics and values, community service, preventive health care and rural health care?

- 4 – High Level
- ☒ 3 – Appreciable Level
- 2 – Satisfactory Level
- 1 – Marginal Level
- 0 – No opportunity given

13. What level of monitoring and evaluation is available in your institution for assessing the effectiveness and interactivensess of the classroom/learning sessions?

- 4 – High Level
- ☒ 3 – Appreciable Level
- 2 – Satisfactory Level
- 1 – Marginal Level
- 0 – No opportunity given

14. To what extent the institutional ambience and class room teaching has improved your creative thinking and analytical skills?

- ☒ 4 – High Level
- 3 – Appreciable Level
- 2 – Satisfactory Level
- 1 – Marginal Level
- 0 – No opportunity given

15. How frequently your performance in academic assignments are discussed and reviewed with you by the teachers?

- 4 – Regularly
- ☒ 3 – Often
- 2 – Sometimes
- 1 – Rarely
- 0 – Never

ity and
16. What is your assessment about the fairness of the internal evaluation process by the teachers?

- 4 – Always fair
- ☒ 3 – More often fair
- 2 – Sometimes fair
- 1 – Usually unfair
- 0 – Always unfair

17. What is the average time taken by the institution for declaration of examination results?

- ☒ 4 – Within 15 days
- 3 – 16 days to 30 days
- 2 – 31 days to 45 days
- 1 – 46 days to 60 days
- 0 – Beyond 60 days

18. What are the mechanisms (issue of photocopy of answer sheet, re-totalling, re-evaluation and provision of grace marks) available in your institution for redressal of grievances with reference to examinations?

- 4 – All the above mechanisms
- ☒ 3 – Any three of them
- 2 – Any two of them
- 1 – Only one of them
- 0 – None

19. How do you rate the procedures involved in the pre examination, examination and post examination processes of the evaluation system adopted by your institution?

- 4 – Excellent
- 3 – Very Good
- ☒ 2 – Good
- 1 – Average
- 0 – Poor

20. Do your teachers enable you to identify your strengths and weaknesses and help you to develop your strengths and overcome your weaknesses by providing timely counseling and care?

- 4 – Every time
- ☒ 3 – Usually
- 2 – Occasionally
- 1 – Rarely
- 0 – Never

21. If you were to award rating of your institution in terms of "stars" in relation to quality of teaching learning and evaluation, what would be your rating?

- 4 - *****
- 3 - *****
- 2 - ***
- 1 - **
- 0 - *

22. Give three suggestions to improve the overall teaching, learning and evaluation process in your institution.

- a) A c classroom.
- b) provide Refrence book more.
- c)



Date: 19/3/16

2018-2019

**G R Patil College of Arts, Science and Commerce, Sonarpada,
Dombivli (E)**

Student Satisfaction Survey

Guidelines for Students

NAAC (National Assessment and Accreditation Council) is conducting a Student Satisfaction Survey regarding Teaching – Learning and Evaluation, which will help to assess the quality status of the institution. The identification of the respondent will not be revealed.

- A student will have to respond to all the questions given in the following format after careful thought and sincere effort.
- Each question has five responses, choose the most appropriate one.
- The response to the qualitative question no. 23, is student's opportunity to give suggestions for improvements. (The responses are to be restricted only to teaching learning and evaluation process).
- It may be noted that the total time required for filling up this questionnaire may be less than 20 minutes.

Personal Information:-

A) Please confirm this is the first and only time you are participating in this survey -

a) Yes ☒ b) No ☐

B) Age:-

C) University Name:-

D) Gender:- a) Male ☒ b) Female ☐ c) Transgender ☐

E) What degree program are you pursuing now?

a) Bachelor's ☒ b) Master's ☐

F) What program are you currently pursuing?

a) Arts ☐ b) Science ☐ c) Commerce ☐ d) Professional ☒

Online Student Satisfaction Survey on Teaching Learning and Evaluation Process

Following are the questions:

1. How much of the curricula and syllabi are covered in the Discipline in which you are studying?
 - 4 – 90 to 100%
 - ☒ 3 – 75 to 89%
 - 2 – 55 to 74%
 - 1 – 30 to 54%
 - 0 – Below 30%
2. What categories of teachers are involved in the theory and practical classes in your discipline?
 - 4 – Professors, Associated Professors, Assistant Professors and Others (Lecturers, Tutors, Demonstrators and Residents)
 - 3 – Associated Professors, Assistant Professors and others
 - ☒ 2 – Assistant Professors and others
 - 1 – Others
 - 0 – None of the above
3. What percentage of teachers is effectively communicating domain knowledge, IT skills and Soft Skills in the Teaching Learning Process?
 - ☒ 4 – 90 to 100%
 - 3 – 75 to 89%
 - 2 – 55 to 74%
 - 1 – 30 to 54%
 - 0 – Below 30%
4. Do the teachers build-up in you the expected curricular competencies, program outcomes and course outcomes?
 - 4 – 90 to 100%
 - ☒ 3 – 75 to 89%
 - 2 – 55 to 74%
 - 1 – 30 to 54%
 - 0 – Below 30%
5. Does your mentor do necessary follow up of the tasks assigned to you?
 - ☒ 4 – Every time
 - 3 – Usually
 - 2 – Occasionally
 - 1 – Rarely
 - 0 – I don't have a mentor

6. To what extent the mentoring process in your institution is beneficial to you for cognitive, social and emotional growth?

- 4 – Highly Beneficial
- 3 – Beneficial
- ✓ 2 – Satisfactory
- 1 – Marginally
- 0 – Not at all

7. To what extent practical facilities related to your discipline have been made available to you?

- 4 – 90 to 100%
- 3 – 75 to 89%
- ✓ 2 – 55 to 74%
- 1 – 30 to 54%
- 0 – Below 30%

8. What percentage of teachers use ICT-enabled methods like multimedia, web-based learning and national e-resources while teaching?

- 4 – 90 to 100%
- ✓ 3 – 75 to 89%
- 2 – 55 to 74%
- 1 – 30 to 54%
- 0 – Below 30%

9. What is the extent of opportunities given to you for outdoor learning like internship, student exchanges, field visits and projects?

- 4 – All of the above
- ✓ 3 – Three of the above
- 2 – Two of the above
- 1 – One of the above
- 0 – None of the above

10. Does the institution provide the opportunities for experiential learning, like problem-based learning, case-based learning, evidence-based learning, competency building, seminars, group discussions, to enhance knowledge and skills in your discipline?

- 4 – All of the above
- 3 – Any four of the above
- ✓ 2 – Any three of the above
- 1 – Any two of the above
- 0 – Any one of the above

11. What is the level of opportunities provided by your institution to develop employability and entrepreneurship skills to prepare you for your career?

4 – High Level

3 – Appreciable Level

☒ 2 – Satisfactory Level

1 – Marginal Level

0 – No opportunity

12. What is the level of value-added courses / training given by your institution in the area of professional ethics and values, community service, preventive health care and rural health care?

4 – High Level

☒ 3 – Appreciable Level

2 – Satisfactory Level

1 – Marginal Level

0 – No opportunity given

13. What level of monitoring and evaluation is available in your institution for assessing the effectiveness and interactiveness of the classroom/learning sessions?

4 – High Level

3 – Appreciable Level

☒ 2 – Satisfactory Level

1 – Marginal Level

0 – No opportunity given

14. To what extent the institutional ambience and class room teaching has improved your creative thinking and analytical skills?

4 – High Level

3 – Appreciable Level

☒ 2 – Satisfactory Level

1 – Marginal Level

0 – No opportunity given

15. How frequently your performance in academic assignments are discussed and reviewed with you by the teachers?

4 – Regularly

☒ 3 – Often

2 – Sometimes

1 – Rarely

0 – Never

16. What is your assessment about the fairness of the internal evaluation process by the teachers?

- 4 - Always fair
- 3 - More often fair
- 2 - Sometimes fair
- 1 - Usually unfair
- 0 - Always unfair

17. What is the average time taken by the institution for declaration of examination results?

- ✓ 4 - Within 15 days
- 3 - 16 days to 30 days
- 2 - 31 days to 45 days
- 1 - 46 days to 60 days
- 0 - Beyond 60 days

18. What are the mechanisms (issue of photocopy of answer sheet, re-totaling, re-evaluation and provision of grace marks) available in your institution for redressal of grievances with reference to examinations?

- ✓ 4 - All the above mechanisms
- 3 - Any three of them
- 2 - Any two of them
- 1 - Only one of them
- 0 - None

19. How do you rate the procedures involved in the pre examination, examination and post examination processes of the evaluation system adopted by your institution?

- 4 - Excellent
- ✓ 3 - Very Good
- 2 - Good
- 1 - Average
- 0 - Poor

20. Do your teachers enable you to identify your strengths and weaknesses and help you to develop your strengths and overcome your weaknesses by providing timely counseling and care?

- 4 - Every time
- ✓ 3 - Usually
- 2 - Occasionally
- 1 - Rarely
- 0 - Never

21. If you were to award rating of your institution in terms of "stars" in relation to quality of teaching learning and evaluation, what would be your rating?

- 4 - *****
- 3 - *****
- ~ 2 - ***
- 1 - **
- 0 - *

22. Give three suggestions to improve the overall teaching, learning and evaluation process in your institution.

- a) Please arrange guest lectures.
- b) Ac classroom.
- c) provide canteen facility.

Date: 19/3/16



2015-16

**G R Patil College of Arts, Science and Commerce, Sonarpada,
Dombivli (E)
Student Satisfaction Survey**

Guidelines for Students

NAAC (National Assessment and Accreditation Council) is conducting a Student Satisfaction Survey regarding Teaching – Learning and Evaluation, which will help to assess the quality status of the institution. The identification of the respondent will not be revealed.

- A student will have to respond to all the questions given in the following format after careful thought and sincere effort.
- Each question has five responses, choose the most appropriate one.
- The response to the qualitative question no. 23, is student's opportunity to give suggestions for improvements. (The responses are to be restricted only to teaching learning and evaluation process).
- It may be noted that the total time required for filling up this questionnaire may be less than 20 minutes.

Personal Information:-

A) Please confirm this is the first and only time you are participating in this survey -

a) Yes ☒ b) No ☐

B) Age:- .

C) University Name:-

D) Gender:- a) Male ☐ b) Female ☒ c) Transgender ☐

E) What degree program are you pursuing now?

a) Bachelor's ☒ b) Master's ☐

F) What program are you currently pursuing?

a) Arts ☐ b) Science ☒ c) Commerce ☐ d) Professional ☒

Online Student Satisfaction Survey on Teaching Learning and Evaluation

Following are the questions:

1. How much of the curricula and syllabi are covered in the Discipline in which you are studying?
 - ☒ 4 – 90 to 100%
 - 3 – 75 to 89%
 - 2 – 55 to 74%
 - 1 – 30 to 54%
 - 0 – Below 30%
2. What categories of teachers are involved in the theory and practical classes in your discipline?
 - 4 – Professors, Associated Professors, Assistant Professors and Others (Lecturers, Tutors, Demonstrators and Residents)
 - 3 – Associated Professors, Assistant Professors and others
 - ☒ 2 – Assistant Professors and others
 - 1 – Others
 - 0 – None of the above
3. What percentage of teachers is effectively communicating domain knowledge, IT skills and Soft Skills in the Teaching Learning Process?
 - ☒ 4 – 90 to 100%
 - 3 – 75 to 89%
 - 2 – 55 to 74%
 - 1 – 30 to 54%
 - 0 – Below 30%
4. Do the teachers build-up in you the expected curricular competencies, program outcomes and course outcomes?
 - 4 – 90 to 100%
 - ☒ 3 – 75 to 89%
 - 2 – 55 to 74%
 - 1 – 30 to 54%
 - 0 – Below 30%
5. Does your mentor do necessary follow up of the tasks assigned to you?
 - ☒ 4 – Every time
 - 3 – Usually
 - 2 – Occasionally
 - 1 – Rarely
 - 0 – I don't have a mentor

6. To what extent the mentoring process in your institution is beneficial to you for cognitive, social and emotional growth?
- 4 – Highly Beneficial
 - ☒ 3 – Beneficial
 - 2 – Satisfactory
 - 1 – Marginally
 - 0 – Not at all
7. To what extent practical facilities related to your discipline have been made available to you?
- 4 – 90 to 100%
 - ☒ 3 – 75 to 89%
 - 2 – 55 to 74%
 - 1 – 30 to 54%
 - 0 – Below 30%
8. What percentage of teachers use ICT-enabled methods like multimedia, web-based learning and national e-resources while teaching?
- ☒ 4 – 90 to 100%
 - 3 – 75 to 89%
 - 2 – 55 to 74%
 - 1 – 30 to 54%
 - 0 – Below 30%
9. What is the extent of opportunities given to you for outdoor learning like internship, student exchanges, field visits and projects?
- 4 – All of the above
 - ☒ 3 – Three of the above
 - 2 – Two of the above
 - 1 – One of the above
 - 0 – None of the above
10. Does the institution provide the opportunities for experiential learning, like problem-based learning, case-based learning, evidence-based learning, competency building, seminars, group discussions, to enhance knowledge and skills in your discipline?
- ☒ 4 – All of the above
 - 3 – Any four of the above
 - 2 – Any three of the above
 - 1 – Any two of the above
 - 0 – Any one of the above

11. What is the level of opportunities provided by your institution to develop employability and entrepreneurship skills to prepare you for your career?

- ☒ 4 – High Level
- 3 – Appreciable Level
- 2 – Satisfactory Level
- 1 – Marginal Level
- 0 – No opportunity

12. What is the level of value-added courses / training given by your institution in the area of professional ethics and values, community service, preventive health care and rural health care?

- 4 – High Level
- ☒ 3 – Appreciable Level
- 2 – Satisfactory Level
- 1 – Marginal Level
- 0 – No opportunity given

13. What level of monitoring and evaluation is available in your institution for assessing the effectiveness and interactivity of the classroom/learning sessions?

- ☒ 4 – High Level
- 3 – Appreciable Level
- 2 – Satisfactory Level
- 1 – Marginal Level
- 0 – No opportunity given

14. To what extent the institutional ambience and class room teaching has improved your creative thinking and analytical skills?

- 4 – High Level
- 3 – Appreciable Level
- ☒ 2 – Satisfactory Level
- 1 – Marginal Level
- 0 – No opportunity given

15. How frequently your performance in academic assignments are discussed and reviewed with you by the teachers?

- ☒ 4 – Regularly
- 3 – Often
- 2 – Sometimes
- 1 – Rarely
- 0 – Never

16. What is your assessment about the fairness of the internal evaluation process by the teachers?

- 4 – Always fair
- ☒ 3 – More often fair
- 2 – Sometimes fair
- 1 – Usually unfair
- 0 – Always unfair

17. What is the average time taken by the institution for declaration of examination results?

- ☒ 4 – Within 15 days
- 3 – 16 days to 30 days
- 2 – 31 days to 45 days
- 1 – 46 days to 60 days
- 0 – Beyond 60 days

18. What are the mechanisms (issue of photocopy of answer sheet, re-totaling, re-evaluation and provision of grace marks) available in your institution for redressal of grievances with reference to examinations?

- 4 – All the above mechanisms
- ☒ 3 – Any three of them
- 2 – Any two of them
- 1 – Only one of them
- 0 – None

19. How do you rate the procedures involved in the pre examination, examination and post examination processes of the evaluation system adopted by your institution?

- 4 – Excellent
- ☒ 3 – Very Good
- 2 – Good
- 1 – Average
- 0 – Poor

20. Do your teachers enable you to identify your strengths and weaknesses and help you to develop your strengths and overcome your weaknesses by providing timely counseling and care?


- ☒ 4 – Every time
- 3 – Usually
- 2 – Occasionally
- 1 – Rarely
- 0 – Never

21. If you were to award rating of your institution in terms of "stars" in relation to quality of teaching learning and evaluation, what would be your rating?

- 4 - *****
- 3 - ****
- ~~2 - ***~~
- 1 - **
- 0 - *

22. Give three suggestions to improve the overall teaching, learning and evaluation process in your institution.

- a) E learning
- b) arrange guest lectures
- c) parking facility.



Date: ----- 19/3/16

2015-2016

**G R Patil College of Arts, Science and Commerce, Sonarpada,
Dombivli (E)
Student Satisfaction Survey**

Guidelines for Students

NAAC (National Assessment and Accreditation Council) is conducting a Student Satisfaction Survey regarding Teaching – Learning and Evaluation, which will help to assess the quality status of the institution. The identification of the respondent will not be revealed.

- A student will have to respond to all the questions given in the following format after careful thought and sincere effort.
- Each question has five responses, choose the most appropriate one.
- The response to the qualitative question no. 23, is student's opportunity to give suggestions for improvements. (The responses are to be restricted only to teaching learning and evaluation process).
- It may be noted that the total time required for filling up this questionnaire may be less than 20 minutes.

Personal Information:-

A) Please confirm this is the first and only time you are participating in this survey -
a) Yes ☒ b) No ☐

B) Age:-

C) University Name:-

D) Gender:- a) Male ☐ b) Female ☒ c) Transgender ☐

E) What degree program are you pursuing now?
a) Bachelor's ☒ b) Master's ☐

F) What program are you currently pursuing?
a) Arts ☐ b) Science ☐ c) Commerce ☐ d) Professional ☒

Online Student Satisfaction Survey on Teaching Learning and Evaluation

Following are the questions:

1. How much of the curricula and syllabi are covered in the Discipline in which you are studying?
☒ 4 – 90 to 100%
3 – 75 to 89%
2 – 55 to 74%
1 – 30 to 54%
0 – Below 30%
2. What categories of teachers are involved in the theory and practical classes in your discipline?
4 – Professors, Associated Professors, Assistant Professors and Others (Lecturers, Tutors, Demonstrators and Residents)
3 – Associated Professors, Assistant Professors and others
2 – Assistant Professors and others
☒ 1 – Others
0 – None of the above
3. What percentage of teachers is effectively communicating domain knowledge, IT skills and Soft Skills in the Teaching Learning Process?
☒ 4 – 90 to 100%
3 – 75 to 89%
2 – 55 to 74%
1 – 30 to 54%
0 – Below 30%
4. Do the teachers build-up in you the expected curricular competencies, program outcomes and course outcomes?
4 – 90 to 100%
☒ 3 – 75 to 89%
2 – 55 to 74%
1 – 30 to 54%
0 – Below 30%
5. Does your mentor do necessary follow up of the tasks assigned to you?
4 – Every time
☒ 3 – Usually
2 – Occasionally
1 – Rarely
0 – I don't have a mentor

are studying?

Process

To what extent the mentoring process in your institution is beneficial to you for cognitive, social and emotional growth?

- 4 – Highly Beneficial
- ☒ 3 – Beneficial
- 2 – Satisfactory
- 1 – Marginally
- 0 – Not at all

7. To what extent practical facilities related to your discipline have been made available to you?

- 4 – 90 to 100%
- ☒ 3 – 75 to 89%
- 2 – 55 to 74%
- 1 – 30 to 54%
- 0 – Below 30%

8. What percentage of teachers use ICT-enabled methods like multimedia, web-based learning and national e-resources while teaching?

- ☒ 4 – 90 to 100%
- 3 – 75 to 89%
- 2 – 55 to 74%
- 1 – 30 to 54%
- 0 – Below 30%

9. What is the extent of opportunities given to you for outdoor learning like internship, student exchanges, field visits and projects?

- 4 – All of the above
- 3 – Three of the above
- ☒ 2 – Two of the above
- 1 – One of the above
- 0 – None of the above

10. Does the institution provide the opportunities for experiential learning, like problem-based learning, case-based learning, evidence-based learning, competency building, seminars, group discussions, to enhance knowledge and skills in your discipline?

- 4 – All of the above
- ☒ 3 – Any four of the above
- 2 – Any three of the above
- 1 – Any two of the above
- 0 – Any one of the above

11. What is the level of opportunities provided by your institution to develop employability entrepreneurship skills to prepare you for your career?

- 4 – High Level
- ☒ 3 – Appreciable Level
- 2 – Satisfactory Level
- 1 – Marginal Level
- 0 – No opportunity

12. What is the level of value-added courses / training given by your institution in the area of professional ethics and values, community service, preventive health care and rural health care?

- 4 – High Level
- ☒ 3 – Appreciable Level
- 2 – Satisfactory Level
- 1 – Marginal Level
- 0 – No opportunity given

13. What level of monitoring and evaluation is available in your institution for assessing the effectiveness and interactivensess of the classroom/learning sessions?

- 4 – High Level
- 3 – Appreciable Level
- ☒ 2 – Satisfactory Level
- 1 – Marginal Level
- 0 – No opportunity given

14. To what extent the institutional ambience and class room teaching has improved your creative thinking and analytical skills?

- 4 – High Level
- 3 – Appreciable Level
- ☒ 2 – Satisfactory Level
- 1 – Marginal Level
- 0 – No opportunity given

15. How frequently your performance in academic assignments are discussed and reviewed with you by the teachers?

- 4 – Regularly
- ☒ 3 – Often
- 2 – Sometimes
- 1 – Rarely
- 0 – Never

What is your assessment about the fairness of the internal evaluation process by the teachers?

- 4 – Always fair
- 3 – More often fair
- 2 – Sometimes fair
- 1 – Usually unfair
- 0 – Always unfair

17. What is the average time taken by the institution for declaration of examination results?

- 4 – Within 15 days
- 3 – 16 days to 30 days
- 2 – 31 days to 45 days
- 1 – 46 days to 60 days
- 0 – Beyond 60 days

18. What are the mechanisms (issue of photocopy of answer sheet, re-totalling, re-evaluation and provision of grace marks) available in your institution for redressal of grievances with reference to examinations?

- 4 – All the above mechanisms
- 3 – Any three of them
- 2 – Any two of them
- 1 – Only one of them
- 0 – None

19. How do you rate the procedures involved in the pre examination, examination and post examination processes of the evaluation system adopted by your institution?

- 4 – Excellent
- 3 – Very Good
- 2 – Good
- 1 – Average
- 0 – Poor

20. Do your teachers enable you to identify your strengths and weaknesses and help you to develop your strengths and overcome your weaknesses by providing timely counseling and care?

- 4 – Every time
- 3 – Usually
- 2 – Occasionally
- 1 – Rarely
- 0 – Never

21. If you were to award rating of your institution in terms of "stars" in relation to quality of teaching learning and evaluation, what would be your rating?

4 - *****

✓ 3 - *****

2 - ***

1 - **

0 - *

22. Give three suggestions to improve the overall teaching, learning and evaluation process in your institution.

a) we are expecting expert lecture.

b)

c)



Date: 19/3/16

2018-2019

**G R Patil College of Arts, Science and Commerce, Sonarpada,
Dombivli (E)**

Student Satisfaction Survey

Guidelines for Students

NAAC (National Assessment and Accreditation Council) is conducting a Student Satisfaction Survey regarding Teaching – Learning and Evaluation, which will help to assess the quality status of the institution. The identification of the respondent will not be revealed.

- A student will have to respond to all the questions given in the following format after careful thought and sincere effort.
- Each question has five responses, choose the most appropriate one.
- The response to the qualitative question no. 23, is student's opportunity to give suggestions for improvements. (The responses are to be restricted only to teaching learning and evaluation process).
- It may be noted that the total time required for filling up this questionnaire may be less than 20 minutes.

Personal Information:-			
A) Please confirm this is the first and only time you are participating in this survey -			
a) Yes	<input checked="" type="checkbox"/>	b) No	<input type="checkbox"/>
B) Age:-	<input type="text" value="18"/>		
C) University Name:-	<input type="text" value="Mumbai"/>		
D) Gender:-	a) Male <input checked="" type="checkbox"/>	b) Female <input type="checkbox"/>	c) Transgender <input type="checkbox"/>
E) What degree program are you pursuing now?			
a) Bachelor's	<input checked="" type="checkbox"/>	b) Master's	<input type="checkbox"/>
F) What program are you currently pursuing?			
a) Arts	<input type="checkbox"/>	b) Science <input checked="" type="checkbox"/>	c) Commerce <input type="checkbox"/>
		d) Professional	<input type="checkbox"/>

Online Student Satisfaction Survey on Teaching Learning and Evaluation

Following are the questions:

1. How much of the curricula and syllabi are covered in the Discipline in which you are studying?
☒ 4 – 90 to 100%
3 – 75 to 89%
2 – 55 to 74%
1 – 30 to 54%
0 – Below 30%
2. What categories of teachers are involved in the theory and practical classes in your discipline?
4 – Professors, Associated Professors, Assistant Professors and Others (Lecturers, Tutors, Demonstrators and Residents)
☒ 3 – Associated Professors, Assistant Professors and others
2 – Assistant Professors and others
1 – Others
0 – None of the above
3. What percentage of teachers is effectively communicating domain knowledge, IT skills and Soft Skills in the Teaching Learning Process?
☒ 4 – 90 to 100%
3 – 75 to 89%
2 – 55 to 74%
1 – 30 to 54%
0 – Below 30%
4. Do the teachers build-up in you the expected curricular competencies, program outcomes and course outcomes?
☒ 4 – 90 to 100%
☒ 3 – 75 to 89%
2 – 55 to 74%
1 – 30 to 54%
0 – Below 30%
5. Does your mentor do necessary follow up of the tasks assigned to you?
☒ 4 – Every time
☒ 3 – Usually
2 – Occasionally
1 – Rarely
0 – I don't have a mentor

re studying?

Process

To what extent the mentoring process in your institution is beneficial to you for cognitive, social and emotional growth?

4 – Highly Beneficial

☒ 3 – Beneficial

2 – Satisfactory

1 – Marginally

0 – Not at all

7. To what extent practical facilities related to your discipline have been made available to you?

4 – 90 to 100%

☒ 3 – 75 to 89%

2 – 55 to 74%

1 – 30 to 54%

0 – Below 30%

8. What percentage of teachers use ICT-enabled methods like multimedia, web-based learning and national e-resources while teaching?

4 – 90 to 100%

☒ 3 – 75 to 89%

2 – 55 to 74%

1 – 30 to 54%

0 – Below 30%

9. What is the extent of opportunities given to you for outdoor learning like internship, student exchanges, field visits and projects?

4 – All of the above

☒ 3 – Three of the above

2 – Two of the above

1 – One of the above

0 – None of the above

10. Does the institution provide the opportunities for experiential learning, like problem-based learning, case-based learning, evidence-based learning, competency building, seminars, group discussions, to enhance knowledge and skills in your discipline?

4 – All of the above

3 – Any four of the above

☒ 2 – Any three of the above

1 – Any two of the above

0 – Any one of the above

11. What is the level of opportunities provided by your institution to develop employment entrepreneurship skills to prepare you for your career?

- 4 – High Level
- ☒ 3 – Appreciable Level
- 2 – Satisfactory Level
- 1 – Marginal Level
- 0 – No opportunity

12. What is the level of value-added courses / training given by your institution in the area of professional ethics and values, community service, preventive health care and rural health care?

- ☒ 4 – High Level
- 3 – Appreciable Level
- 2 – Satisfactory Level
- 1 – Marginal Level
- 0 – No opportunity given

13. What level of monitoring and evaluation is available in your institution for assessing the effectiveness and interactiveness of the classroom/learning sessions?

- 4 – High Level
- ☒ 3 – Appreciable Level
- 2 – Satisfactory Level
- 1 – Marginal Level
- 0 – No opportunity given

14. To what extent the institutional ambience and class room teaching has improved your creative thinking and analytical skills?

- 4 – High Level
- ☒ 3 – Appreciable Level
- 2 – Satisfactory Level
- 1 – Marginal Level
- 0 – No opportunity given

15. How frequently your performance in academic assignments are discussed and reviewed with you by the teachers?

- 4 – Regularly
- ☒ 3 – Often
- 2 – Sometimes
- 1 – Rarely
- 0 – Never

What is your assessment about the fairness of the internal evaluation process by the teachers?

- 4 – Always fair
- 3 – More often fair
- 2 – Sometimes fair
- 1 – Usually unfair
- 0 – Always unfair

17. What is the average time taken by the institution for declaration of examination results?

- 4 – Within 15 days
- 3 – 16 days to 30 days
- 2 – 31 days to 45 days
- 1 – 46 days to 60 days
- 0 – Beyond 60 days

18. What are the mechanisms (issue of photocopy of answer sheet, re-totalling, re-evaluation and provision of grace marks) available in your institution for redressal of grievances with reference to examinations?

- 4 – All the above mechanisms
- 3 – Any three of them
- 2 – Any two of them
- 1 – Only one of them
- 0 – None

19. How do you rate the procedures involved in the pre examination, examination and post examination processes of the evaluation system adopted by your institution?

- 4 – Excellent
- 3 – Very Good
- 2 – Good
- 1 – Average
- 0 – Poor

20. Do your teachers enable you to identify your strengths and weaknesses and help you to develop your strengths and overcome your weaknesses by providing timely counseling and care?


- 4 – Every time
- 3 – Usually
- 2 – Occasionally
- 1 – Rarely
- 0 – Never

21. If you were to award rating of your institution in terms of "stars" in relation to quality of teaching learning and evaluation, what would be your rating?

4 - *****
✓ 3 - *****
2 - ***
1 - **
0 - *

22. Give three suggestions to improve the overall teaching, learning and evaluation process in your institution.

- a) we want expert lecture.
- b) we want A-c classroom.
- c)



Date: -----

19/3/16.

Student Satisfaction Survey

Guidelines for Students

NAAC (National Assessment and Accreditation Council) is conducting a Student Satisfaction Survey regarding Teaching – Learning and Evaluation, which will help to assess the quality status of the institution. The identification of the respondent will not be revealed.

- A student will have to respond to all the questions given in the following format after careful thought and sincere effort.
- Each question has five responses, choose the most appropriate one.
- The response to the qualitative question no. 23, is student's opportunity to give suggestions for improvements. (The responses are to be restricted only to teaching learning and evaluation process).
- It may be noted that the total time required for filling up this questionnaire may be less than 20 minutes.

Personal Information:-

A) Please confirm this is the first and only time you are participating in this survey -
a) Yes ☐ b) No ☒

B) Age:-

C) University Name:-

D) Gender:- a) Male ☐ b) Female ☒ c) Transgender ☐

E) What degree program are you pursuing now?
a) Bachelor's ☒ b) Master's ☐

F) What program are you currently pursuing?

a) Arts ☐ b) Science ☒ c) Commerce ☐ d) Professional ☐

Criterion II – Teaching-Learning and Evaluation

Online Student Satisfaction Survey on Teaching Learning and Evaluation

Following are the questions:

1. How much of the curricula and syllabi are covered in the Discipline in which you are studying?
☒ 4 – 90 to 100%
☒ 3 – 75 to 89%
☐ 2 – 55 to 74%
☐ 1 – 30 to 54%
☐ 0 – Below 30%
2. What categories of teachers are involved in the theory and practical classes in your discipline?
4 – Professors, Associated Professors, Assistant Professors and Others (Lecturers, Tutors, Demonstrators and Residents)
☒ 3 – Associated Professors, Assistant Professors and others
2 – Assistant Professors and others
1 – Others
0 – None of the above
3. What percentage of teachers is effectively communicating domain knowledge, IT skills and Soft Skills in the Teaching Learning Process?
☒ 4 – 90 to 100%
☒ 3 – 75 to 89%
☐ 2 – 55 to 74%
☐ 1 – 30 to 54%
☐ 0 – Below 30%
4. Do the teachers build-up in you the expected curricular competencies, program outcomes and course outcomes?
☒ 4 – 90 to 100%
☐ 3 – 75 to 89%
☐ 2 – 55 to 74%
☐ 1 – 30 to 54%
☐ 0 – Below 30%
5. Does your mentor do necessary follow up of the tasks assigned to you?
☒ 4 – Every time
☐ 3 – Usually
☐ 2 – Occasionally
☐ 1 – Rarely
☐ 0 – I don't have a mentor

what extent the mentoring process in
did and emotional growth?
4 – Highly Beneficial
3 – Beneficial
2 – Satisfactory
1 – Marginally
0 – Not at all

1. To what extent
4 – 90 to 100%
3 – 75 to 89%
2 – 55 to 74%
1 – 30 to 54%
0 – Below 30%

6. To what extent the mentoring process in your institution is beneficial to you for cognitive, social and emotional growth?
- ☒ 4 - Highly Beneficial
 - ☐ 3 - Beneficial
 - ☐ 2 - Satisfactory
 - ☐ 1 - Marginally
 - ☐ 0 - Not at all
7. To what extent practical facilities related to your discipline have been made available to you?
- ☐ 4 - 90 to 100%
 - ☒ 3 - 75 to 89%
 - ☐ 2 - 55 to 74%
 - ☐ 1 - 30 to 54%
 - ☐ 0 - Below 30%
8. What percentage of teachers use ICT-enabled methods like multimedia, web-based learning and national e-resources while teaching?
- ☒ 4 - 90 to 100%
 - ☐ 3 - 75 to 89%
 - ☐ 2 - 55 to 74%
 - ☐ 1 - 30 to 54%
 - ☐ 0 - Below 30%
9. What is the extent of opportunities given to you for outdoor learning like internship, student exchanges, field visits and projects?
- ☐ 4 - All of the above
 - ☒ 3 - Three of the above
 - ☐ 2 - Two of the above
 - ☐ 1 - One of the above
 - ☐ 0 - None of the above
10. Does the institution provide the opportunities for experiential learning, like problem-based learning, case-based learning, evidence-based learning, competency building, seminars, group discussions, to enhance knowledge and skills in your discipline?
- ☐ 4 - All of the above
 - ☒ 3 - Any four of the above
 - ☐ 2 - Any three of the above
 - ☐ 1 - Any two of the above
 - ☐ 0 - Any one of the above

11. What is the level of opportunities provided by your institution to develop employability and entrepreneurship skills to prepare you for your career?

- 4 - High Level
- ☒ 3 - Appreciable Level
- 2 - Satisfactory Level
- 1 - Marginal Level
- 0 - No opportunity

12. What is the level of value-added courses / training given by your institution in the area of professional ethics and values, community service, preventive health care and rural health care?

- ☒ 4 - High Level
- 3 - Appreciable Level
- 2 - Satisfactory Level
- 1 - Marginal Level
- 0 - No opportunity given

13. What level of monitoring and evaluation is available in your institution for assessing the effectiveness and interactivensess of the classroom/learning sessions?

- 4 - High Level
- ☒ 3 - Appreciable Level
- 2 - Satisfactory Level
- 1 - Marginal Level
- 0 - No opportunity given

14. To what extent the institutional ambience and class room teaching has improved your creative thinking and analytical skills?

- ☒ 4 - High Level
- 3 - Appreciable Level
- 2 - Satisfactory Level
- 1 - Marginal Level
- 0 - No opportunity given

15. How frequently your performance in academic assignments are discussed and reviewed with you by the teachers?

- ☒ 4 - Regularly
- 3 - Often
- 2 - Sometimes
- 1 - Rarely
- 0 - Never

What is your assessment about the fairness of the internal evaluation process by the teachers?

- 4 – Always fair
- 3 – More often fair
- ☒ 2 – Sometimes fair
- 1 – Usually unfair
- 0 – Always unfair

17. What is the average time taken by the institution for declaration of examination results?

- 4 – Within 15 days
- ☒ 3 – 16 days to 30 days
- 2 – 31 days to 45 days
- 1 – 46 days to 60 days
- 0 – Beyond 60 days

18. What are the mechanisms (issue of photocopy of answer sheet, re-totaling, re-evaluation and provision of grace marks) available in your institution for redressal of grievances with reference to examinations?

- ☒ 4 – All the above mechanisms
- 3 – Any three of them
- 2 – Any two of them
- 1 – Only one of them
- 0 – None

19. How do you rate the procedures involved in the pre examination, examination and post examination processes of the evaluation system adopted by your institution?

- 4 – Excellent
- ☒ 3 – Very Good
- 2 – Good
- 1 – Average
- 0 – Poor

20. Do your teachers enable you to identify your strengths and weaknesses and help you to develop your strengths and overcome your weaknesses by providing timely counseling and care?

- ☒ 4 – Every time
- 3 – Usually
- 2 – Occasionally
- 1 – Rarely
- 0 – Never

21. If you were to award rating of your institution in terms of "stars" in relation to quality of teaching learning and evaluation, what would be your rating?


4 - *****
✓ 3 - *****
2 - ***
1 - **
0 - *

22. Give three suggestions to improve the overall teaching, learning and evaluation process in your institution.

a) we want A.C classroom.

b) expert lecture.

c)



Date: -----

19/3/16.

2015-2016

G R Patil College of Arts, Science and Commerce, Sonarpada,
Dombivli (E)

Student Satisfaction Survey

Guidelines for Students

NAAC (National Assessment and Accreditation Council) is conducting a Student Satisfaction Survey regarding Teaching – Learning and Evaluation, which will help to assess the quality status of the institution. The identification of the respondent will not be revealed.

- A student will have to respond to all the questions given in the following format after careful thought and sincere effort.
- Each question has five responses, choose the most appropriate one.
- The response to the qualitative question no. 23, is student's opportunity to give suggestions for improvements. (The responses are to be restricted only to teaching learning and evaluation process).
- It may be noted that the total time required for filling up this questionnaire may be less than 20 minutes.

Personal Information:-

A) Please confirm this is the first and only time you are participating in this survey -
a) Yes ☐ b) No ☒

B) Age:-

C) University Name:-

D) Gender:- a) Male ☐ b) Female ☒ c) Transgender ☐

E) What degree program are you pursuing now?
a) Bachelor's ☒ b) Master's ☐

F) What program are you currently pursuing?
a) Arts ☐ b) Science ☒ c) Commerce ☐ d) Professional ☐

Online Student Satisfaction Survey on Teaching Learning and Evaluation Process

Following are the questions:

1. How much of the curricula and syllabi are covered in the Discipline in which you are studying?
4 – 90 to 100%
☒ 3 – 75 to 89%
2 – 55 to 74%
1 – 30 to 54%
0 – Below 30%
2. What categories of teachers are involved in the theory and practical classes in your discipline?
4 – Professors, Associated Professors, Assistant Professors and Others (Lecturers, Tutors, Demonstrators and Residents)
☒ 3 – Associated Professors, Assistant Professors and others
2 – Assistant Professors and others
1 – Others
0 – None of the above
3. What percentage of teachers is effectively communicating domain knowledge, IT skills and Soft Skills in the Teaching Learning Process?
4 – 90 to 100%
☒ 3 – 75 to 89%
2 – 55 to 74%
1 – 30 to 54%
0 – Below 30%
4. Do the teachers build-up in you the expected curricular competencies, program outcomes and course outcomes?
4 – 90 to 100%
☒ 3 – 75 to 89%
2 – 55 to 74%
1 – 30 to 54%
0 – Below 30%
5. Does your mentor do necessary follow up of the tasks assigned to you?
☒ 4 – Every time
3 – Usually
2 – Occasionally
1 – Rarely

6. To what extent the mentoring process in your institution is beneficial to you for cognitive, social and emotional growth?
- 4 – Highly Beneficial
 - ☒ 3 – Beneficial
 - 2 – Satisfactory
 - 1 – Marginally
 - 0 – Not at all
7. To what extent practical facilities related to your discipline have been made available to you?
- 4 – 90 to 100%
 - ☒ 3 – 75 to 89%
 - 2 – 55 to 74%
 - 1 – 30 to 54%
 - 0 – Below 30%
8. What percentage of teachers use ICT-enabled methods like multimedia, web-based learning and national e-resources while teaching?
- 4 – 90 to 100%
 - ☒ 3 – 75 to 89%
 - 2 – 55 to 74%
 - 1 – 30 to 54%
 - 0 – Below 30%
9. What is the extent of opportunities given to you for outdoor learning like internship, student exchanges, field visits and projects?
- ☒ 4 – All of the above
 - 3 – Three of the above
 - 2 – Two of the above
 - 1 – One of the above
 - 0 – None of the above
10. Does the institution provide the opportunities for experiential learning, like problem-based learning, case-based learning, evidence-based learning, competency building, seminars, group discussions, to enhance knowledge and skills in your discipline?
- 4 – All of the above
 - ☒ 3 – Any four of the above
 - 2 – Any three of the above
 - 1 – Any two of the above
 - 0 – Any one of the above

11. What is the level of opportunities provided by your institution to develop employability and entrepreneurship skills to prepare you for your career?

4 – High Level

3 – Appreciable Level

2 – Satisfactory Level

1 – Marginal Level

0 – No opportunity

12. What is the level of value-added courses / training given by your institution in the area of professional ethics and values, community service, preventive health care and rural health care?

4 – High Level

3 – Appreciable Level

2 – Satisfactory Level

1 – Marginal Level

0 – No opportunity given

13. What level of monitoring and evaluation is available in your institution for assessing the effectiveness and interactivensess of the classroom/learning sessions?

4 – High Level

3 – Appreciable Level

2 – Satisfactory Level

1 – Marginal Level

0 – No opportunity given

14. To what extent the institutional ambience and class room teaching has improved your creative thinking and analytical skills?

4 – High Level

3 – Appreciable Level

2 – Satisfactory Level

1 – Marginal Level

0 – No opportunity given

15. How frequently your performance in academic assignments are discussed and reviewed with you by the teachers?

4 – Regularly

3 – Often

2 – Sometimes

1 – Rarely

0 – Never

16. What is your assessment about the fairness of the internal evaluation process by the teachers?

- ☒ 4 – Always fair
- ☐ 3 – More often fair
- ☐ 2 – Sometimes fair
- ☐ 1 – Usually unfair
- ☐ 0 – Always unfair

17. What is the average time taken by the institution for declaration of examination results?

- ☐ 4 – Within 15 days
- ☒ 3 – 16 days to 30 days
- ☐ 2 – 31 days to 45 days
- ☐ 1 – 46 days to 60 days
- ☐ 0 – Beyond 60 days

18. What are the mechanisms (issue of photocopy of answer sheet, re-totalling, re-evaluation and provision of grace marks) available in your institution for redressal of grievances with reference to examinations?

- ☒ 4 – All the above mechanisms
- ☐ 3 – Any three of them
- ☐ 2 – Any two of them
- ☐ 1 – Only one of them
- ☐ 0 – None

19. How do you rate the procedures involved in the pre examination, examination and post examination processes of the evaluation system adopted by your institution?

- ☒ 4 – Excellent
- ☐ 3 – Very Good
- ☐ 2 – Good
- ☐ 1 – Average
- ☐ 0 – Poor

20. Do your teachers enable you to identify your strengths and weaknesses and help you to develop your strengths and overcome your weaknesses by providing timely counseling and care?

- ☒ 4 – Every time
- ☐ 3 – Usually
- ☐ 2 – Occasionally
- ☐ 1 – Rarely
- ☐ 0 – Never

21. If you were to award rating of your institution in terms of "stars" in relation to quality of teaching learning and evaluation, what would be your rating?

4 - ****
3 - ****
2 - ***
1 - **
0 - *

22. Give three suggestions to improve the overall teaching, learning and evaluation process in your institution.

- a) Arrange guest lecture per month
- b) 4-5 days Industrial visit.
- c) More dishes in Canteen food, like chinese, noodles.

Date: 19/3/16

Amul

2015 - 2016
G R Patil College of Arts, Science and Commerce, Sonarpada,
Dombivli (E)
Student Satisfaction Survey

Guidelines for Students

NAAC (National Assessment and Accreditation Council) is conducting a Student Satisfaction Survey regarding Teaching – Learning and Evaluation, which will help to assess the quality status of the institution. The identification of the respondent will not be revealed.

- A student will have to respond to all the questions given in the following format after careful thought and sincere effort.
- Each question has five responses, choose the most appropriate one.
- The response to the qualitative question no. 23, is student's opportunity to give suggestions for improvements. (The responses are to be restricted only to teaching learning and evaluation process).
- It may be noted that the total time required for filling up this questionnaire may be less than 20 minutes.

Personal Information:-

A) Please confirm this is the first and only time you are participating in this survey -

a) Yes ☐ b) No ☒

B) Age:-

C) University Name:-

D) Gender:- a) Male ☒ b) Female ☐ c) Transgender ☐

E) What degree program are you pursuing now?

a) Bachelor's ☒ b) Master's ☐

F) What program are you currently pursuing?

a) Arts ☐ b) Science ☒ c) Commerce ☐ d) Professional ☐

Online Student Satisfaction Survey on Teaching Learning and Evaluation Process

Following are the questions:

1. How much of the curricula and syllabi are covered in the Discipline in which you are studying?
☒ 4 – 90 to 100%
☐ 3 – 75 to 89%
☐ 2 – 55 to 74%
☐ 1 – 30 to 54%
☐ 0 – Below 30%
2. What categories of teachers are involved in the theory and practical classes in your discipline?
☐ 4 – Professors, Associated Professors, Assistant Professors and Others (Lecturers, Tutors, Demonstrators and Residents)
☐ 3 – Associated Professors, Assistant Professors and others
☒ 2 – Assistant Professors and others
☐ 1 – Others
☐ 0 – None of the above
3. What percentage of teachers is effectively communicating domain knowledge, IT skills and Soft Skills in the Teaching Learning Process?
☒ 4 – 90 to 100%
☐ 3 – 75 to 89%
☐ 2 – 55 to 74%
☐ 1 – 30 to 54%
☐ 0 – Below 30%
4. Do the teachers build-up in you the expected curricular competencies, program outcomes and course outcomes?
☒ 4 – 90 to 100%
☐ 3 – 75 to 89%
☐ 2 – 55 to 74%
☐ 1 – 30 to 54%
☐ 0 – Below 30%
5. Does your mentor do necessary follow up of the tasks assigned to you?
☐ 4 – Every time
☒ 3 – Usually
☐ 2 – Occasionally
☐ 1 – Rarely
☐ 0 – I don't have a mentor

6. To what extent the mentoring process in your institution is beneficial to you for cognitive, social and emotional growth?
 - ☒ 4 – Highly Beneficial
 - ☐ 3 – Beneficial
 - ☐ 2 – Satisfactory
 - ☐ 1 – Marginally
 - ☐ 0 – Not at all

7. To what extent practical facilities related to your discipline have been made available to you?
 - ☒ 4 – 90 to 100%
 - ☐ 3 – 75 to 89%
 - ☐ 2 – 55 to 74%
 - ☐ 1 – 30 to 54%
 - ☐ 0 – Below 30%

8. What percentage of teachers use ICT-enabled methods like multimedia, web-based learning and national e-resources while teaching?
 - ☒ 4 – 90 to 100%
 - ☐ 3 – 75 to 89%
 - ☐ 2 – 55 to 74%
 - ☐ 1 – 30 to 54%
 - ☐ 0 – Below 30%

9. What is the extent of opportunities given to you for outdoor learning like internship, student exchanges, field visits and projects?
 - ☐ 4 – All of the above
 - ☒ 3 – Three of the above
 - ☐ 2 – Two of the above
 - ☐ 1 – One of the above
 - ☐ 0 – None of the above

10. Does the institution provide the opportunities for experiential learning, like problem-based learning, case-based learning, evidence-based learning, competency building, seminars, group discussions, to enhance knowledge and skills in your discipline?
 - ☐ 4 – All of the above
 - ☒ 3 – Any four of the above
 - ☐ 2 – Any three of the above
 - ☐ 1 – Any two of the above
 - ☐ 0 – Any one of the above

11. What is the level of opportunities provided by your institution to develop employability and entrepreneurship skills to prepare you for your career?

- ☒ 4 – High Level
- ☐ 3 – Appreciable Level
- ☐ 2 – Satisfactory Level
- ☐ 1 – Marginal Level
- ☐ 0 – No opportunity

12. What is the level of value-added courses / training given by your institution in the areas professional ethics and values, community service, preventive health care and rural health care?

- ☒ 4 – High Level
- ☐ 3 – Appreciable Level
- ☐ 2 – Satisfactory Level
- ☐ 1 – Marginal Level
- ☐ 0 – No opportunity given

13. What level of monitoring and evaluation is available in your institution for assessing the effectiveness and interactivensess of the classroom/learning sessions?

- ☒ 4 – High Level
- ☐ 3 – Appreciable Level
- ☐ 2 – Satisfactory Level
- ☐ 1 – Marginal Level
- ☐ 0 – No opportunity given

14. To what extent the institutional ambience and class room teaching has improved your creative thinking and analytical skills?

- ☐ 4 – High Level
- ☒ 3 – Appreciable Level
- ☐ 2 – Satisfactory Level
- ☐ 1 – Marginal Level
- ☐ 0 – No opportunity given

15. How frequently your performance in academic assignments are discussed and reviewed with you by the teachers?

- ☒ 4 – Regularly
- ☐ 3 – Often
- ☐ 2 – Sometimes
- ☐ 1 – Rarely
- ☐ 0 – Never

16. What is your assessment about the fairness of the internal evaluation process by the teachers?

- 4 – Always fair
- ☒ 3 – More often fair
- 2 – Sometimes fair
- 1 – Usually unfair
- 0 – Always unfair

17. What is the average time taken by the institution for declaration of examination results?

- 4 – Within 15 days
- ☒ 3 – 16 days to 30 days
- 2 – 31 days to 45 days
- 1 – 46 days to 60 days
- 0 – Beyond 60 days

18. What are the mechanisms (issue of photocopy of answer sheet, re-totaling, re-evaluation and provision of grace marks) available in your institution for redressal of grievances with reference to examinations?

- 4 – All the above mechanisms
- ☒ 3 – Any three of them
- 2 – Any two of them
- 1 – Only one of them
- 0 – None

19. How do you rate the procedures involved in the pre examination, examination and post examination processes of the evaluation system adopted by your institution?

- 4 – Excellent
- ☒ 3 – Very Good
- 2 – Good
- 1 – Average
- 0 – Poor

20. Do your teachers enable you to identify your strengths and weaknesses and help you to develop your strengths and overcome your weaknesses by providing timely counseling and care?

- 4 – Every time
- ☒ 3 – Usually
- 2 – Occasionally
- 1 – Rarely
- 0 – Never

21. If you were to award rating of your institution in terms of "stars" in relation to quality of teaching learning and evaluation, what would be your rating?

✓ 4 - *****

3 - ****

2 - ***

1 - **

0 - *

22. Give three suggestions to improve the overall teaching, learning and evaluation process in your institution.

- a) Free wifi in college .
- b) Pure water for drinking.
- c) ground for sports .

: 19/3/16

Priyanka

Student Satisfaction Survey

Guidelines for Students

NAAC (National Assessment and Accreditation Council) is conducting a Student Satisfaction Survey regarding Teaching – Learning and Evaluation, which will help to assess the quality status of the institution. The identification of the respondent will not be revealed.

- A student will have to respond to all the questions given in the following format after careful thought and sincere effort.
- Each question has five responses, choose the most appropriate one.
- The response to the qualitative question no. 23, is student's opportunity to give suggestions for improvements. (The responses are to be restricted only to teaching learning and evaluation process).
- It may be noted that the total time required for filling up this questionnaire may be less than 20 minutes.

Personal Information:-

A) Please confirm this is the first and only time you are participating in this survey -

a) Yes ☒ b) No ☐

B) Age:-

C) University Name:-

D) Gender:- a) Male ☐ b) Female ☒ c) Transgender ☐

E) What degree program are you pursuing now?

a) Bachelor's ☒ b) Master's ☐

F) What program are you currently pursuing?

a) Arts ☐ b) Science ☒ c) Commerce ☐ d) Professional ☐

Online Student Satisfaction Survey on Teaching Learning and Evaluation Process

what extent i
social and emoti
4 – Highly Benefi
3 – Beneficial
2 – Satisfactory
1 – Marginally
0 – Not at all

Following are the questions:

1. How much of the curricula and syllabi are covered in the Discipline in which you are studying?

- ☒ 4 – 90 to 100%
- 3 – 75 to 89%
- 2 – 55 to 74%
- 1 – 30 to 54%
- 0 – Below 30%

2. What categories of teachers are involved in the theory and practical classes in your discipline?

- ☒ 4 – Professors, Associated Professors, Assistant Professors and Others (Lecturers, Tutors, Demonstrators and Residents)
- 3 – Associated Professors, Assistant Professors and others
- 2 – Assistant Professors and others
- 1 – Others
- 0 – None of the above

3. What percentage of teachers is effectively communicating domain knowledge, IT skills and Soft Skills in the Teaching Learning Process?

- 4 – 90 to 100%
- ☒ 3 – 75 to 89%
- 2 – 55 to 74%
- 1 – 30 to 54%
- 0 – Below 30%

4. Do the teachers build-up in you the expected curricular competencies, program outcomes and course outcomes?

- ☒ 4 – 90 to 100%
- 3 – 75 to 89%
- 2 – 55 to 74%
- 1 – 30 to 54%
- 0 – Below 30%

Does your mentor do necessary follow up of the tasks assigned to you?

- ☒ 4 – Every time
- 3 – Usually
- 2 – Occasionally
- 1 – Rarely
- 0 – I don't have a mentor

6. To what extent the mentoring process in your institution is beneficial to you for cognitive, social and emotional growth?

4 – Highly Beneficial

3 – Beneficial

2 – Satisfactory

1 – Marginally

0 – Not at all

7. To what extent practical facilities related to your discipline have been made available to you?

4 – 90 to 100%

3 – 75 to 89%

2 – 55 to 74%

1 – 30 to 54%

0 – Below 30%

8. What percentage of teachers use ICT-enabled methods like multimedia, web-based learning and national e-resources while teaching?

4 – 90 to 100%

3 – 75 to 89%

2 – 55 to 74%

1 – 30 to 54%

0 – Below 30%

9. What is the extent of opportunities given to you for outdoor learning like internship, student exchanges, field visits and projects?

4 – All of the above

3 – Three of the above

2 – Two of the above

1 – One of the above

0 – None of the above

10. Does the institution provide the opportunities for experiential learning, like problem-based learning, case-based learning, evidence-based learning, competency building, seminars, group discussions, to enhance knowledge and skills in your discipline?

4 – All of the above

3 – Any four of the above

2 – Any three of the above

1 – Any two of the above

0 – Any one of the above

11. What is the level of opportunities provided by your institution to develop employability and entrepreneurship skills to prepare you for your career?

- 4 – High Level
- 3 – Appreciable Level
- ☒ 2 – Satisfactory Level
- 1 – Marginal Level
- 0 – No opportunity

12. What is the level of value-added courses / training given by your institution in the area of professional ethics and values, community service, preventive health care and rural health care?

- 4 – High Level
- 3 – Appreciable Level
- ☒ 2 – Satisfactory Level
- 1 – Marginal Level
- 0 – No opportunity given

13. What level of monitoring and evaluation is available in your institution for assessing the effectiveness and interactivensess of the classroom/learning sessions?

- 4 – High Level
- ☒ 3 – Appreciable Level
- 2 – Satisfactory Level
- 1 – Marginal Level
- 0 – No opportunity given

14. To what extent the institutional ambience and class room teaching has improved your creative thinking and analytical skills?

- 4 – High Level
- ☒ 3 – Appreciable Level
- 2 – Satisfactory Level
- 1 – Marginal Level
- 0 – No opportunity given

15. How frequently your performance in academic assignments are discussed and reviewed with you by the teachers?

- 4 – Regularly
- ☒ 3 – Often
- 2 – Sometimes
- 1 – Rarely
- 0 – Never

16. What is your assessment of the quality of the assessment process?
4 – Always fair
3 – More often fair
2 – Sometimes fair
1 – Usually unfair
0 – Always unfair

17. What is your assessment of the quality of the assessment process?

What is your assessment about the fairness of the internal evaluation process by the teachers?

- 4 – Always fair
- 3 – More often fair
- 2 – Sometimes fair
- 1 – Usually unfair
- 0 – Always unfair

What is the average time taken by the institution for declaration of examination results?

- 4 – Within 15 days
- 3 – 16 days to 30 days
- 2 – 31 days to 45 days
- 1 – 46 days to 60 days
- 0 – Beyond 60 days

What are the mechanisms (issue of photocopy of answer sheet, re-totaling, re-evaluation and concession of grace marks) available in your institution for redressal of grievances with reference to examinations?

- 4 – All the above mechanisms
- 3 – Any three of them
- 2 – Any two of them
- 1 – Only one of them
- 0 – None

How do you rate the procedures involved in the pre examination, examination and post examination processes of the evaluation system adopted by your institution?

- 4 – Excellent
- 3 – Very Good
- 2 – Good
- 1 – Average
- 0 – Poor

1. Do your teachers enable you to identify your strengths and weaknesses and help you to develop your strengths and overcome your weaknesses by providing timely counseling and care?

- 4 – Every time
- 3 – Usually
- 2 – Occasionally
- 1 – Rarely
- 0 – Never

21. If you were to award rating of your institution in terms of "stars" in relation to quality of teaching learning and evaluation, what would be your rating?

- ✓ 4 - *****
- 3 - ****
- 2 - ***
- 1 - **
- 0 - *

22. Give three suggestions to improve the overall teaching, learning and evaluation process in your institution.

- a) Travelling facility should be there .
- b)
- c)

Date: 19/3/16



**G R Patil College of Arts, Science and Commerce, Sonarpada,
Dombivli (E)**

Student Satisfaction Survey

Guidelines for Students

NAAC (National Assessment and Accreditation Council) is conducting a Student Satisfaction Survey regarding Teaching – Learning and Evaluation, which will help to assess the quality status of the institution. The identification of the respondent will not be revealed.

- A student will have to respond to all the questions given in the following format after careful thought and sincere effort.
- Each question has five responses, choose the most appropriate one.
- The response to the qualitative question no. 23, is student's opportunity to give suggestions for improvements. (The responses are to be restricted only to teaching learning and evaluation process).
- It may be noted that the total time required for filling up this questionnaire may be less than 20 minutes.

Personal Information:-

A) Please confirm this is the first and only time you are participating in this survey -

a) Yes ☐ b) No ☒

B) Age:-

C) University Name:-

D) Gender:- a) Male ☒ b) Female ☐ c) Transgender ☐

E) What degree program are you pursuing now?

a) Bachelor's ☒ b) Master's ☐

F) What program are you currently pursuing?

a) Arts ☐ b) Science ☒ c) Commerce ☐ d) Professional ☐

Criterion II – Teaching–Learning and Evaluation

Online Student Satisfaction Survey on Teaching Learning and Evaluation Process

6. To what extent
social and em
4 – Highly Ben
3 – Ben

Following are the questions:

1. How much of the curricula and syllabi are covered in the Discipline in which you are studying?

4 – 90 to 100%

☒ 3 – 75 to 89%

2 – 55 to 74%

1 – 30 to 54%

0 – Below 30%

2. What categories of teachers are involved in the theory and practical classes in your discipline?

4 – Professors, Associated Professors, Assistant Professors and Others (Lecturers, Tutors, Demonstrators and Residents)

☒ 3 – Associated Professors, Assistant Professors and others

2 – Assistant Professors and others

1 – Others

0 – None of the above

3. What percentage of teachers is effectively communicating domain knowledge, IT skills and Soft Skills in the Teaching Learning Process?

4 – 90 to 100%

☒ 3 – 75 to 89%

2 – 55 to 74%

1 – 30 to 54%

0 – Below 30%

4. Do the teachers build-up in you the expected curricular competencies, program outcomes and course outcomes?

4 – 90 to 100%

☒ 3 – 75 to 89%

2 – 55 to 74%

1 – 30 to 54%

0 – Below 30%

5. Does your mentor do necessary follow up of the tasks assigned to you?

4 – Every time

☒ 3 – Usually

2 – Occasionally

1 – Rarely

0 – I don't have a mentor

6. To what extent the mentoring process in your institution is beneficial to you for cognitive, social and emotional growth?

4 – Highly Beneficial

☒ 3 – Beneficial

2 – Satisfactory

1 – Marginally

0 – Not at all

7. To what extent practical facilities related to your discipline have been made available to you?

4 – 90 to 100%

☒ 3 – 75 to 89%

2 – 55 to 74%

1 – 30 to 54%

0 – Below 30%

8. What percentage of teachers use ICT-enabled methods like multimedia, web-based learning and national e-resources while teaching?

☒ 4 – 90 to 100%

3 – 75 to 89%

2 – 55 to 74%

1 – 30 to 54%

0 – Below 30%

9. What is the extent of opportunities given to you for outdoor learning like internship, student exchanges, field visits and projects?

☒ 4 – All of the above

3 – Three of the above

2 – Two of the above

1 – One of the above

0 – None of the above

10. Does the institution provide the opportunities for experiential learning, like problem-based learning, case-based learning, evidence-based learning, competency building, seminars, group discussions, to enhance knowledge and skills in your discipline?

4 – All of the above

☒ 3 – Any four of the above

2 – Any three of the above

1 – Any two of the above

0 – Any one of the above

11. What is the level of opportunities provided by your institution to develop employability and entrepreneurship skills to prepare you for your career?

- ☒ 4 – High Level
- ☐ 3 – Appreciable Level
- ☐ 2 – Satisfactory Level
- ☐ 1 – Marginal Level
- ☐ 0 – No opportunity

12. What is the level of value-added courses / training given by your institution in the area of professional ethics and values, community service, preventive health care and rural health care?

- ☐ 4 – High Level
- ☒ 3 – Appreciable Level
- ☐ 2 – Satisfactory Level
- ☐ 1 – Marginal Level
- ☐ 0 – No opportunity given

13. What level of monitoring and evaluation is available in your institution for assessing the effectiveness and interactiveness of the classroom/learning sessions?

- ☐ 4 – High Level
- ☐ 3 – Appreciable Level
- ☒ 2 – Satisfactory Level
- ☐ 1 – Marginal Level
- ☐ 0 – No opportunity given

14. To what extent the institutional ambience and class room teaching has improved your creative thinking and analytical skills?

- ☐ 4 – High Level
- ☒ 3 – Appreciable Level
- ☐ 2 – Satisfactory Level
- ☐ 1 – Marginal Level
- ☐ 0 – No opportunity given

15. How frequently your performance in academic assignments are discussed and reviewed with you by the teachers?

- ☒ 4 – Regularly
- ☐ 3 – Often
- ☐ 2 – Sometimes
- ☐ 1 – Rarely
- ☐ 0 – Never

16. What is your assessment about the fairness of the internal evaluation process by the teachers?

- 4 – Always fair
- ☒ 3 – More often fair
- 2 – Sometimes fair
- 1 – Usually unfair
- 0 – Always unfair

17. What is the average time taken by the institution for declaration of examination results?

- 4 – Within 15 days
- ☒ 3 – 16 days to 30 days
- 2 – 31 days to 45 days
- 1 – 46 days to 60 days
- 0 – Beyond 60 days

18. What are the mechanisms (issue of photocopy of answer sheet, re-totalling, re-evaluation and provision of grace marks) available in your institution for redressal of grievances with reference to examinations?

- 4 – All the above mechanisms
- ☒ 3 – Any three of them
- 2 – Any two of them
- 1 – Only one of them
- 0 – None

19. How do you rate the procedures involved in the pre examination, examination and post examination processes of the evaluation system adopted by your institution?

- 4 – Excellent
- ☒ 3 – Very Good
- 2 – Good
- 1 – Average
- 0 – Poor

20. Do your teachers enable you to identify your strengths and weaknesses and help you to develop your strengths and overcome your weaknesses by providing timely counseling and care?

- 4 – Every time
- ☒ 3 – Usually
- 2 – Occasionally
- 1 – Rarely

21. If you were to award rating of your institution in terms of "stars" in relation to quality of teaching learning and evaluation, what would be your rating?

- 4 - *****
- ~~3~~ - *****
- 2 - ***
- 1 - **
- 0 - *

22. Give three suggestions to improve the overall teaching, learning and evaluation process in your institution.

- a) A c classroom
- b) water dispenser should be provided
- c)

Date: 19/3/19

